

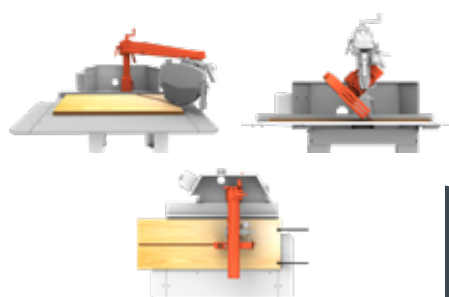


*Manual,  
radial-arm,  
crosscut saw*




## BEST 1250

For straight (90°) and miter (45°) cross cutting, ripping and bevel cutting at 45° left and right, of wooden-based panels and solid wood boards up to 3mt. For furniture manufacturing and joinery.



### VERSATILE

Swivelling arm ( 0° to 45° left and right) and tilting cutting-head (stop and lock at 45°) allow many different cutting operations for the greatest versatility. The cutting-head can also turn by 90° for accurate ripping.



### SAFE

Sound-insulated, full-cover blade guard with safety microswitch, anti-kickback, well-dimensioned working bench, emergency button and push-sticks definitively contribute to the operator safety during the cutting process.



### SOLID AND ACCURATE

Rugged steel construction, arm and base made of cast iron. Interchangeable and tempered-steel made guides. Cutting head sliding on 8 ball bearings for a smooth, precise and effortless carriage movement.

- **Small footprint** : well suited to small workshops
- **Easy to use**
- **Versatile**
- **Useful complement** to panel saws



## BEST 1250 SERVICE

Worldwide after-sale service.  
Real-time, on-line remote assistance through a dedicated augmented reality APP.  
Spare-parts availability for up to 10 years, shipment within 24 hrs

## DATA SHEET

Max. cutting height:	125 mm
Max. cutting width	1155 x 20 h mm
Min..cutting width	1060 x 125 h mm
Max.length of workpiece	unlimited
Max. cutting width for ripping	1440 mm
Cutting height at 45°	0 - 80 mm
Min. and Max. cutting width at 45° (right)	745 - 800 mm
Min. and Max. cutting width at 45° (left)	555 - 610 mm
Height of blade from working bench	0 - 45 mm
Blade diameter	400 mm
Blade bore diameter	30 mm
Motor	HP / KW 4/3 RPM 2800
Working bench dimensions	2400x1580 mm
Diameter of dust collection nozzle on blade guard	60 mm
Diameter of dust collection nozzle on rear hood	100 mm
Overall dimensions of full- assembled machine	2400x1825x1598 mm
Package dimensions and weight	2400x1100x1000 mm - 362Kg



### HEAVY-DUTY PROFESSIONAL

Well-dimensioned machine, best suited to cut heavy wooden boards and panels. **Max. cutting width up to 1155 mm**

### CUTTING HEIGHT

### CUTTING

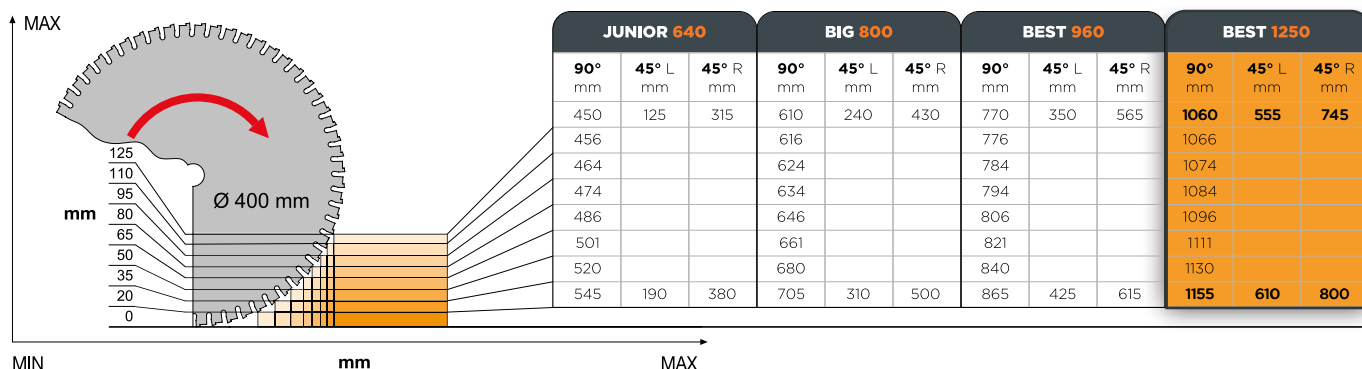
45°  
SX



45°  
DX

### WIDTH

90°



### SERVICE

+39 0571 635 433

service@maggi-technology.com

### MAGGI TECHNOLOGY

Via delle Regioni, 299  
50052 Certaldo (Firenze) Italia

### SALES

+39 0571 635 474

sales@maggi-technology.com



MADE  
in ITALY